



BACKREST



Steel chrome arch upholstered with black polyester mesh. Back legs and backrest are the same tube.

SEAT



Black upholstered seat with polyurethane foam of $\pm 24 \text{ Kg/m}^3$ density (4 cm thickness). Wood inner stucture.

FRAME



Four legs frame of cold-rolled steel round tube $\text{Ø } 20 \text{ mm} \times 1,5 \text{ mm}$. Structure is reinforced and screwed with two tubes under the seat.

Available finishes: chrome.

Black polypropylene glides to protect chair and floor from scratching.



Fixed chrome arms that join front and back legs. Black polypropylene arm pads.



Stackable up to 5 chairs.



120 Kg maximum load capacity.

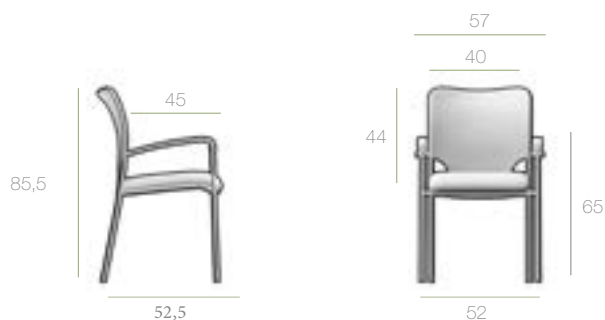


Red

CARE INTRUCTIONS


Clean the chair and its components with a soft cloth and neutral detergent.

MEASUREMENTS (cm)



1U. PACK


 : 6,50 kg

 : 0,288 m³

 : 1

4U. PACK

 : 33,00 kg

 : 0,488 m³

 : 1

VERSIONS

