



 **BACKREST AND SEAT**



Upholstered seat and backrest with injected polyurethane foam of of 30 Kg/m<sup>3</sup> density (small chair) and 60 Kg/m<sup>3</sup> density (big chair) and different thickness. Fabric is sticked to the foam with melted glue and open seam technique. All the fabrics of the fabric folder are available except EVOLVE. Fabric cannot be removed despite zippers.



**Inner structure:** Ø 10 mm steel rod welded to metal plates.



Big chair has an extra upholstered **seat-cushion** of injected polyurethane foam of 50 Kg/m<sup>3</sup> density and 5 cm thickness. It is joined to the chair with **Velcro-straps** of 50 mm.



Armchair with headrest



Lounge chair



Seat-cushion

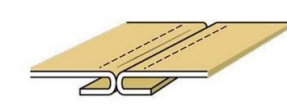


Seat and backrest are joined to the base with a black square steel-plate of 200x200x2,5 mm.

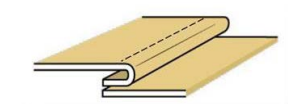


For seat and backrest: open seam.

For the seat-cushion: felled seam



Open seam



Felled seam



 **4 LEGS**



4 Conical wood legs. Inner metal legs covered with natural beech wood sticked with assembling glue.

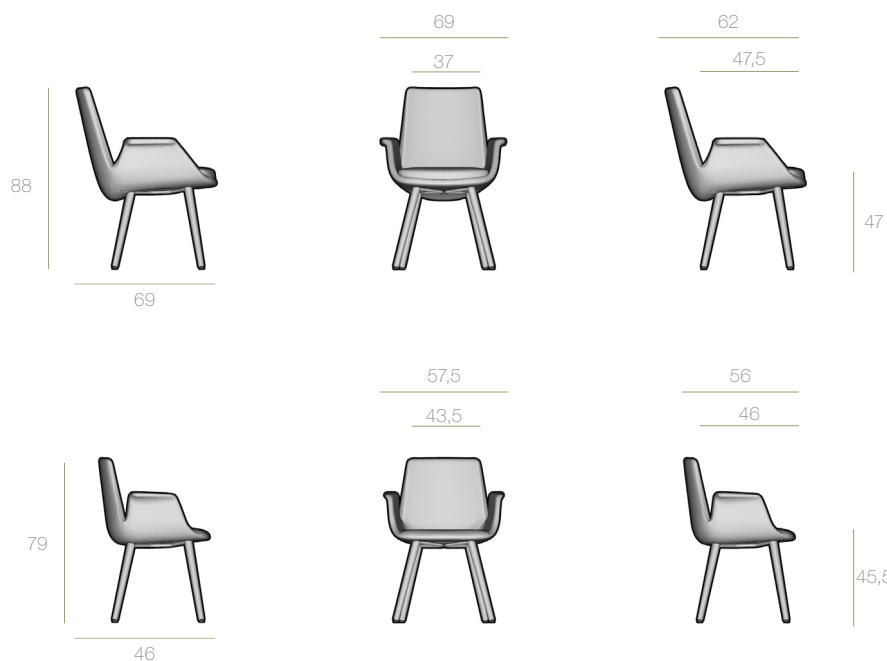


In the lower side of the frame there are PP and PA black non-slip ribbons (25° tilted).with M8 screws.



# RAN

## MEASUREMENTS (cm)



1U. PACK	2U. PACK
: 13,00 kg	: 24,00 kg
: 0,2430 m <sup>3</sup>	: 0,3331 m <sup>3</sup>
: 1	: 1

1U. PACK	2U. PACK
: 10,00 kg	: 18,00 kg
: 0,1836 m <sup>3</sup>	: 0,2430 m <sup>3</sup>
: 1	: 1

## VERSIONS

